

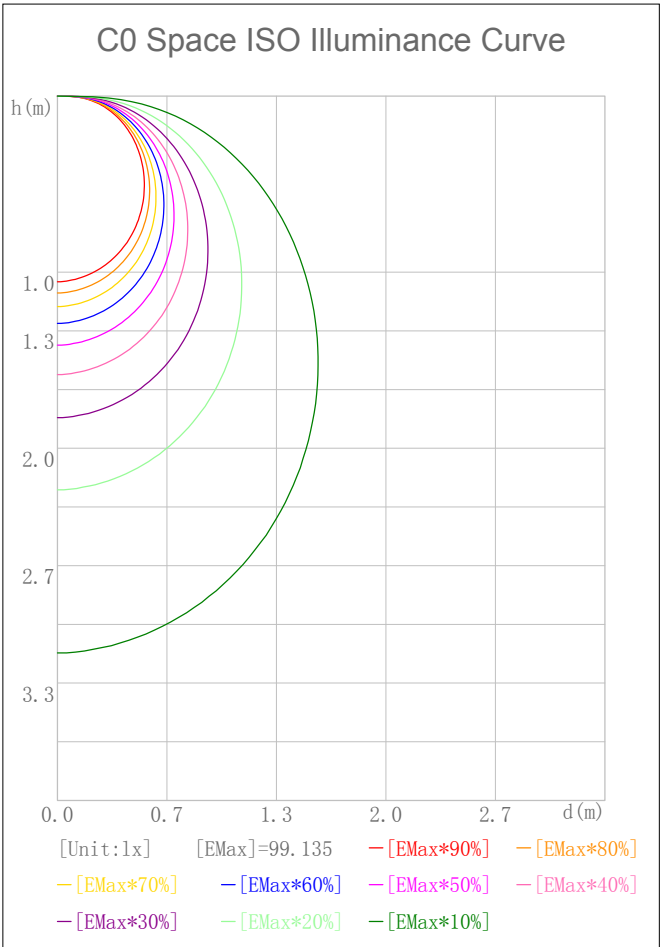
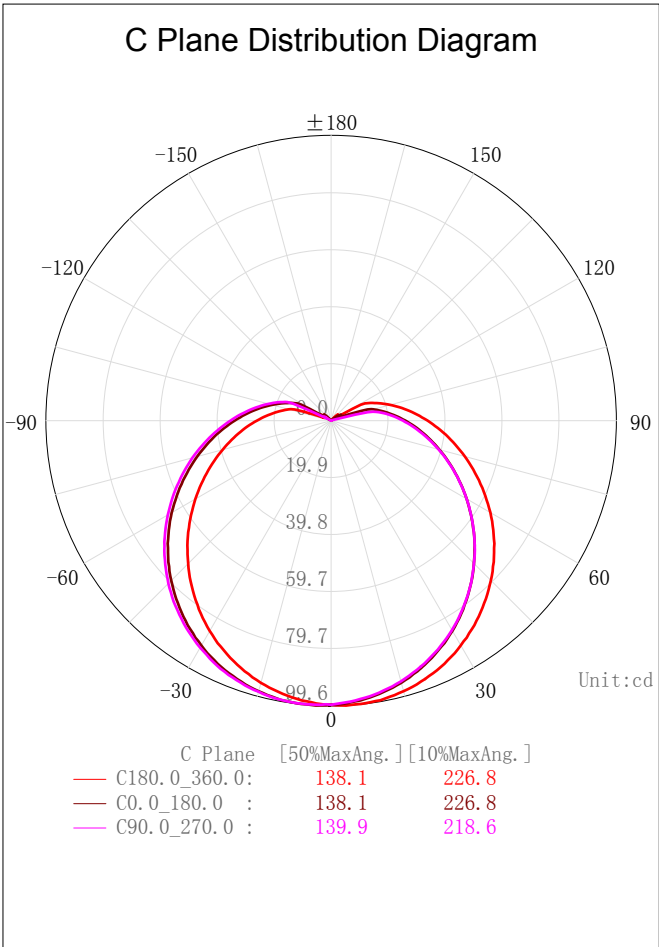
Indoor Luminaire Photometric Data

Description Information

Luminary Name:DL52-06-XX-03 3000K RA90 150D		Lum. Catalog:	Test ID: 01
Lamp Name:		Lamp Catalog: LED	Test Date: 2022/02/21
Manufacture: Shenzhen Norming Lightin		Shld. Ang(°):	Test Machine:GON-2000
Test Lab: Quality Department		Frequency (Hz):	Lamp CCT (K): Ra:
Lum. Size (W*L*H):0.100m*0.000m*-0.100m		Lum. Area (m2):0.063	Lum. W (kg): 0.000
Test System: C, γ	Test Step: C=90.0 γ=1.0	Temp. (°C): 25	Humidity(%):

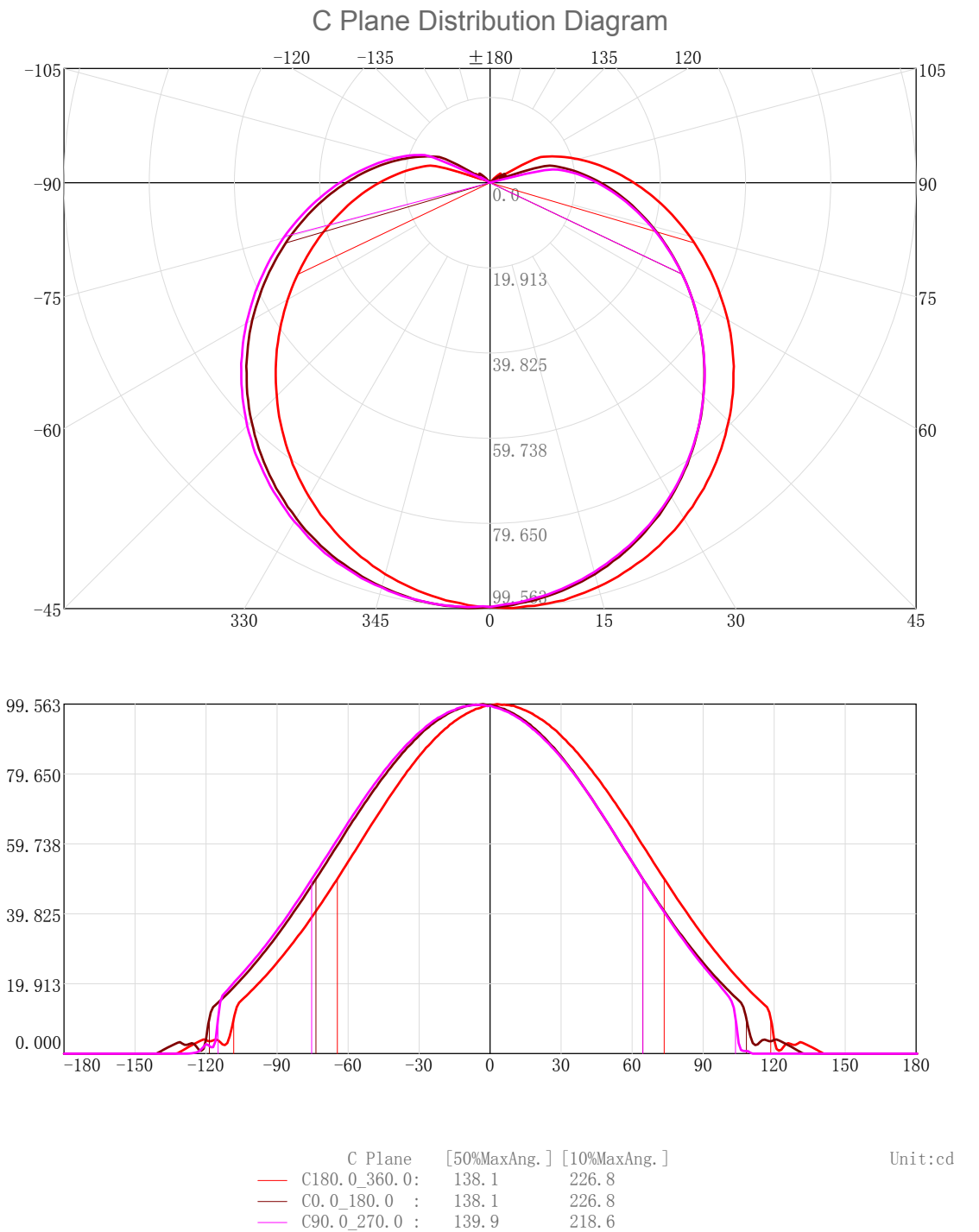
Character Parameter

Lamp Speciality Parameter		Luminaire Speciality Parameter	
Rated Flux(lm): 439.180	Luminary Flux(lm): 439.181	Field Angle(10%Imax): 226.8(°)	
Rated Power(W):	Luminary Efficiency: 100.00%	Down Lumens&Percent: 385.494lm 87.78%	
Rated Voltage(V):	Luminary EER(lm/W): 72.508	Up Lumens&Percent: 53.686lm 12.22%	
Tested Power(W): 6.057	Max. Candela(cd): 99.563	S/MH: C0_a180=1.317 C90_270=1.322	
Lamps' Inside: 1	Max Cand@Ang. (°): C=180.0 γ=3.0	CIE Type: General Diffuse	
Tested Electrics (V, A, pf):241.1, 0.029	Beam Angle(50%Imax): 138.1(°)	ErP ϕ use(120°): 247.011lm	
Lamp Size(W*L*H):0.100m*0.000m*-0.100m	Left=-64.5°, Right=73.6°	IRF(%): 101.800	



2D Plane Light Intensity Distribution Curve

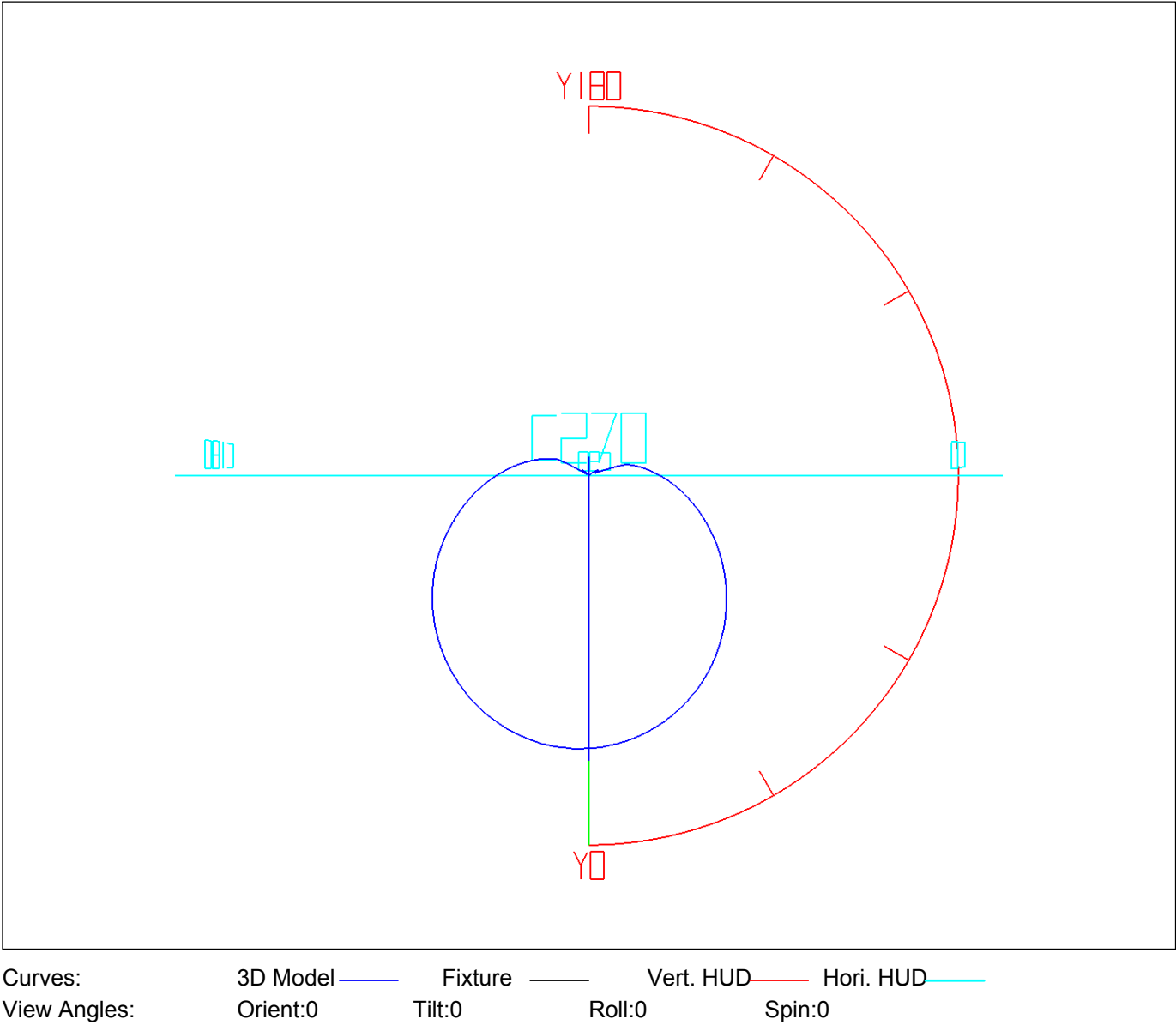
Lum. Name: DL52-06-XX-03 3000K RA90 150D	Lum. Catalog:	Test ID: 01
Lamp Name:	Lamp Catalog: LED	Test Lab: Quality Department
Manufacture: Shenzhen Norming Lightin	Test Machine:GON-2000	Test Date: 2022/02/21



3D Light Intensity Distribution Modal

Lum. Name: DL52-06-XX-03 3000K RA90 150D	Lum. Catelog:	Test ID: 01
Lamp Name:	Lamp Catelog: LED	Test Lab: Quality Department
Manufacture: Shenzhen Norming Lightin	Test Machine:GON-2000	Test Date: 2022/02/21

3D Light Intensity Distribution Modal



Zonal Flux Tabulation

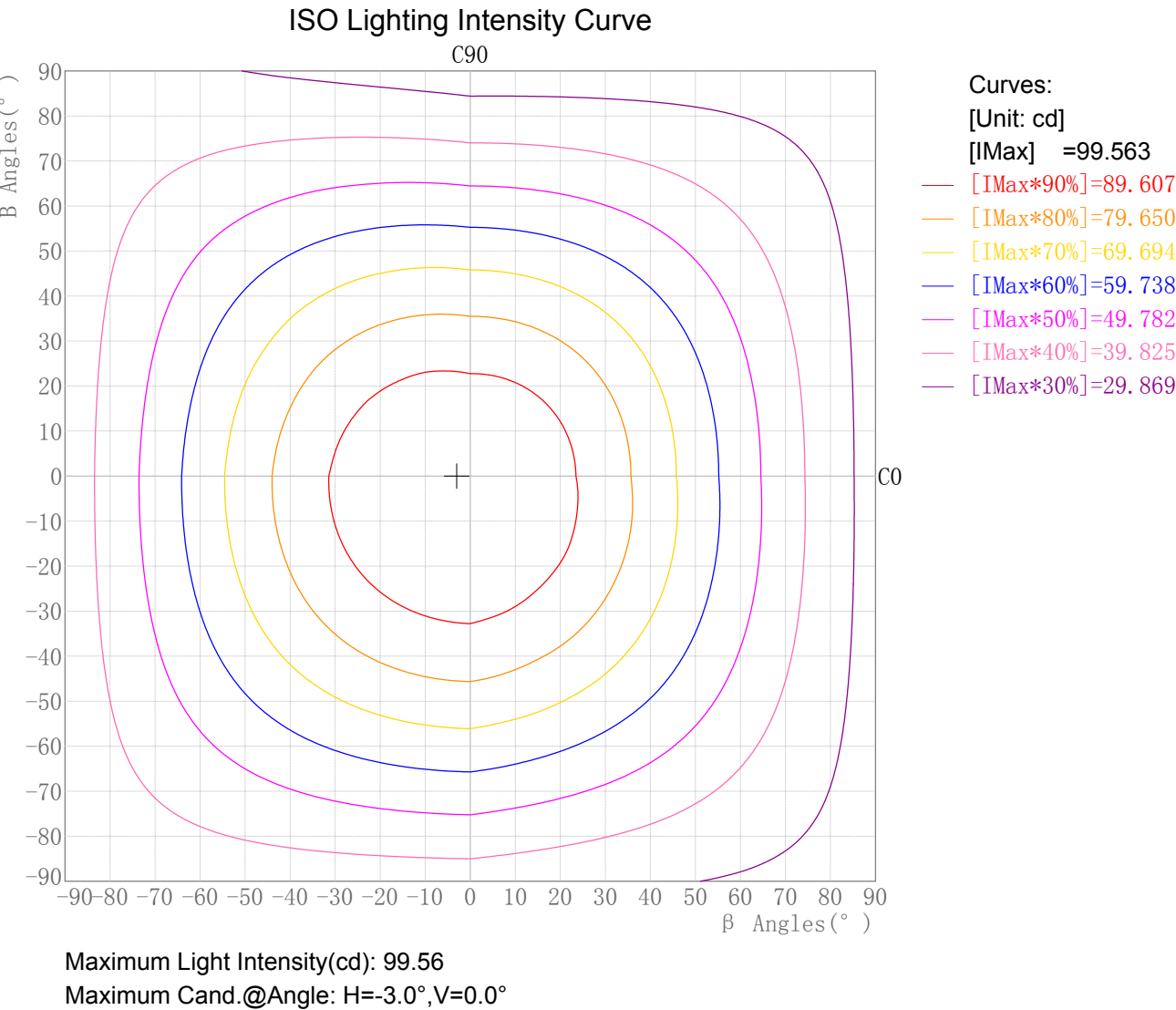
Zone(γ)	Zone Flux (lm)	Sums Flux (lm)	Zone%Lamp	Sums%Lamp	Zone(γ)	Zone Flux (lm)	Sums Flux (lm)	Zone%Lamp	Sums%Lamp
0.0-1.0	0.09	0.09	0.02	0.02	47.0-48.0	5.87	177.35	1.34	40.38
1.0-2.0	0.28	0.38	0.06	0.09	48.0-49.0	5.88	183.24	1.34	41.72
2.0-3.0	0.47	0.85	0.11	0.19	49.0-50.0	5.89	189.13	1.34	43.06
3.0-4.0	0.66	1.52	0.15	0.35	50.0-51.0	5.89	195.02	1.34	44.41
4.0-5.0	0.85	2.37	0.19	0.54	51.0-52.0	5.89	200.91	1.34	45.75
5.0-6.0	1.04	3.40	0.24	0.77	52.0-53.0	5.88	206.79	1.34	47.08
6.0-7.0	1.22	4.63	0.28	1.05	53.0-54.0	5.87	212.65	1.34	48.42
7.0-8.0	1.41	6.03	0.32	1.37	54.0-55.0	5.85	218.50	1.33	49.75
8.0-9.0	1.59	7.63	0.36	1.74	55.0-56.0	5.83	224.33	1.33	51.08
9.0-10.0	1.77	9.40	0.40	2.14	56.0-57.0	5.80	230.13	1.32	52.40
10.0-11.0	1.95	11.35	0.44	2.58	57.0-58.0	5.77	235.90	1.31	53.71
11.0-12.0	2.13	13.48	0.48	3.07	58.0-59.0	5.74	241.64	1.31	55.02
12.0-13.0	2.30	15.78	0.52	3.59	59.0-60.0	5.70	247.34	1.30	56.32
13.0-14.0	2.48	18.26	0.56	4.16	60.0-61.0	5.65	252.99	1.29	57.61
14.0-15.0	2.64	20.90	0.60	4.76	61.0-62.0	5.61	258.60	1.28	58.88
15.0-16.0	2.81	23.71	0.64	5.40	62.0-63.0	5.55	264.15	1.26	60.15
16.0-17.0	2.98	26.69	0.68	6.08	63.0-64.0	5.50	269.65	1.25	61.40
17.0-18.0	3.14	29.82	0.71	6.79	64.0-65.0	5.44	275.09	1.24	62.64
18.0-19.0	3.29	33.12	0.75	7.54	65.0-66.0	5.38	280.48	1.23	63.86
19.0-20.0	3.45	36.56	0.78	8.33	66.0-67.0	5.32	285.79	1.21	65.07
20.0-21.0	3.60	40.16	0.82	9.14	67.0-68.0	5.25	291.04	1.19	66.27
21.0-22.0	3.74	43.90	0.85	10.00	68.0-69.0	5.18	296.22	1.18	67.45
22.0-23.0	3.89	47.78	0.88	10.88	69.0-70.0	5.11	301.32	1.16	68.61
23.0-24.0	4.02	51.81	0.92	11.80	70.0-71.0	5.03	306.36	1.15	69.76
24.0-25.0	4.16	55.96	0.95	12.74	71.0-72.0	4.96	311.31	1.13	70.88
25.0-26.0	4.29	60.25	0.98	13.72	72.0-73.0	4.88	316.19	1.11	71.99
26.0-27.0	4.41	64.66	1.00	14.72	73.0-74.0	4.79	320.98	1.09	73.09
27.0-28.0	4.53	69.19	1.03	15.76	74.0-75.0	4.71	325.69	1.07	74.16
28.0-29.0	4.65	73.84	1.06	16.81	75.0-76.0	4.63	330.32	1.05	75.21
29.0-30.0	4.76	78.60	1.08	17.90	76.0-77.0	4.54	334.86	1.03	76.25
30.0-31.0	4.86	83.46	1.11	19.00	77.0-78.0	4.45	339.31	1.01	77.26
31.0-32.0	4.97	88.43	1.13	20.13	78.0-79.0	4.36	343.66	0.99	78.25
32.0-33.0	5.06	93.49	1.15	21.29	79.0-80.0	4.27	347.93	0.97	79.22
33.0-34.0	5.15	98.64	1.17	22.46	80.0-81.0	4.18	352.11	0.95	80.17
34.0-35.0	5.24	103.87	1.19	23.65	81.0-82.0	4.09	356.20	0.93	81.11
35.0-36.0	5.32	109.19	1.21	24.86	82.0-83.0	4.00	360.19	0.91	82.02
36.0-37.0	5.39	114.58	1.23	26.09	83.0-84.0	3.90	364.09	0.89	82.90
37.0-38.0	5.46	120.05	1.24	27.33	84.0-85.0	3.80	367.90	0.87	83.77
38.0-39.0	5.53	125.57	1.26	28.59	85.0-86.0	3.71	371.61	0.84	84.61
39.0-40.0	5.59	131.16	1.27	29.86	86.0-87.0	3.61	375.22	0.82	85.44
40.0-41.0	5.64	136.80	1.28	31.15	87.0-88.0	3.52	378.74	0.80	86.24
41.0-42.0	5.69	142.49	1.30	32.45	88.0-89.0	3.42	382.17	0.78	87.02
42.0-43.0	5.73	148.23	1.31	33.75	89.0-90.0	3.33	385.49	0.76	87.78
43.0-44.0	5.77	153.99	1.31	35.06	90.0-91.0	3.23	388.73	0.74	88.51
44.0-45.0	5.80	159.80	1.32	36.39	91.0-92.0	3.14	391.87	0.71	89.23
45.0-46.0	5.83	165.63	1.33	37.71	92.0-93.0	3.04	394.91	0.69	89.92
46.0-47.0	5.85	171.48	1.33	39.05	93.0-94.0	2.95	397.86	0.67	90.59

Zonal Flux Tabulation - (Cont.)

Zone(γ)	Zone Flux (lm)	Sums Flux (lm)	Zone%Lamp	Sums%Lamp	Zone(γ)	Zone Flux (lm)	Sums Flux (lm)	Zone%Lamp	Sums%Lamp
94.0-95.0	2.86	400.72	0.65	91.24	141.0-142.0	0.00	439.18	0.00	100.00
95.0-96.0	2.77	403.49	0.63	91.87	142.0-143.0	0.00	439.18	0.00	100.00
96.0-97.0	2.67	406.16	0.61	92.48	143.0-144.0	0.00	439.18	0.00	100.00
97.0-98.0	2.58	408.74	0.59	93.07	144.0-145.0	0.00	439.18	0.00	100.00
98.0-99.0	2.49	411.23	0.57	93.63	145.0-146.0	0.00	439.18	0.00	100.00
99.0-100.0	2.40	413.62	0.55	94.18	146.0-147.0	0.00	439.18	0.00	100.00
100.0-101.0	2.31	415.93	0.52	94.71	147.0-148.0	0.00	439.18	0.00	100.00
101.0-102.0	2.21	418.14	0.50	95.21	148.0-149.0	0.00	439.18	0.00	100.00
102.0-103.0	2.10	420.24	0.48	95.69	149.0-150.0	0.00	439.18	0.00	100.00
103.0-104.0	1.95	422.19	0.44	96.13	150.0-151.0	0.00	439.18	0.00	100.00
104.0-105.0	1.75	423.93	0.40	96.53	151.0-152.0	0.00	439.18	0.00	100.00
105.0-106.0	1.59	425.52	0.36	96.89	152.0-153.0	0.00	439.18	0.00	100.00
106.0-107.0	1.48	427.00	0.34	97.23	153.0-154.0	0.00	439.18	0.00	100.00
107.0-108.0	1.39	428.39	0.32	97.54	154.0-155.0	0.00	439.18	0.00	100.00
108.0-109.0	1.27	429.66	0.29	97.83	155.0-156.0	0.00	439.18	0.00	100.00
109.0-110.0	1.14	430.80	0.26	98.09	156.0-157.0	0.00	439.18	0.00	100.00
110.0-111.0	1.03	431.82	0.23	98.32	157.0-158.0	0.00	439.18	0.00	100.00
111.0-112.0	0.95	432.77	0.22	98.54	158.0-159.0	0.00	439.18	0.00	100.00
112.0-113.0	0.90	433.67	0.20	98.75	159.0-160.0	0.00	439.18	0.00	100.00
113.0-114.0	0.85	434.53	0.19	98.94	160.0-161.0	0.00	439.18	0.00	100.00
114.0-115.0	0.76	435.28	0.17	99.11	161.0-162.0	0.00	439.18	0.00	100.00
115.0-116.0	0.61	435.89	0.14	99.25	162.0-163.0	0.00	439.18	0.00	100.00
116.0-117.0	0.49	436.38	0.11	99.36	163.0-164.0	0.00	439.18	0.00	100.00
117.0-118.0	0.44	436.82	0.10	99.46	164.0-165.0	0.00	439.18	0.00	100.00
118.0-119.0	0.38	437.21	0.09	99.55	165.0-166.0	0.00	439.18	0.00	100.00
119.0-120.0	0.30	437.50	0.07	99.62	166.0-167.0	0.00	439.18	0.00	100.00
120.0-121.0	0.21	437.72	0.05	99.67	167.0-168.0	0.00	439.18	0.00	100.00
121.0-122.0	0.15	437.87	0.04	99.70	168.0-169.0	0.00	439.18	0.00	100.00
122.0-123.0	0.13	438.00	0.03	99.73	169.0-170.0	0.00	439.18	0.00	100.00
123.0-124.0	0.12	438.12	0.03	99.76	170.0-171.0	0.00	439.18	0.00	100.00
124.0-125.0	0.13	438.25	0.03	99.79	171.0-172.0	0.00	439.18	0.00	100.00
125.0-126.0	0.13	438.37	0.03	99.82	172.0-173.0	0.00	439.18	0.00	100.00
126.0-127.0	0.11	438.49	0.03	99.84	173.0-174.0	0.00	439.18	0.00	100.00
127.0-128.0	0.10	438.59	0.02	99.86	174.0-175.0	0.00	439.18	0.00	100.00
128.0-129.0	0.09	438.67	0.02	99.88	175.0-176.0	0.00	439.18	0.00	100.00
129.0-130.0	0.08	438.75	0.02	99.90	176.0-177.0	0.00	439.18	0.00	100.00
130.0-131.0	0.08	438.83	0.02	99.92	177.0-178.0	0.00	439.18	0.00	100.00
131.0-132.0	0.07	438.90	0.02	99.94	178.0-179.0	0.00	439.18	0.00	100.00
132.0-133.0	0.06	438.96	0.01	99.95	179.0-180.0	0.00	439.18	0.00	100.00
133.0-134.0	0.05	439.02	0.01	99.96					
134.0-135.0	0.04	439.06	0.01	99.97					
135.0-136.0	0.04	439.10	0.01	99.98					
136.0-137.0	0.03	439.13	0.01	99.99					
137.0-138.0	0.02	439.15	0.01	99.99					
138.0-139.0	0.02	439.17	0.00	100.00					
139.0-140.0	0.01	439.18	0.00	100.00					
140.0-141.0	0.00	439.18	0.00	100.00					

Rectangle ISO Lighting Intensity Diagram

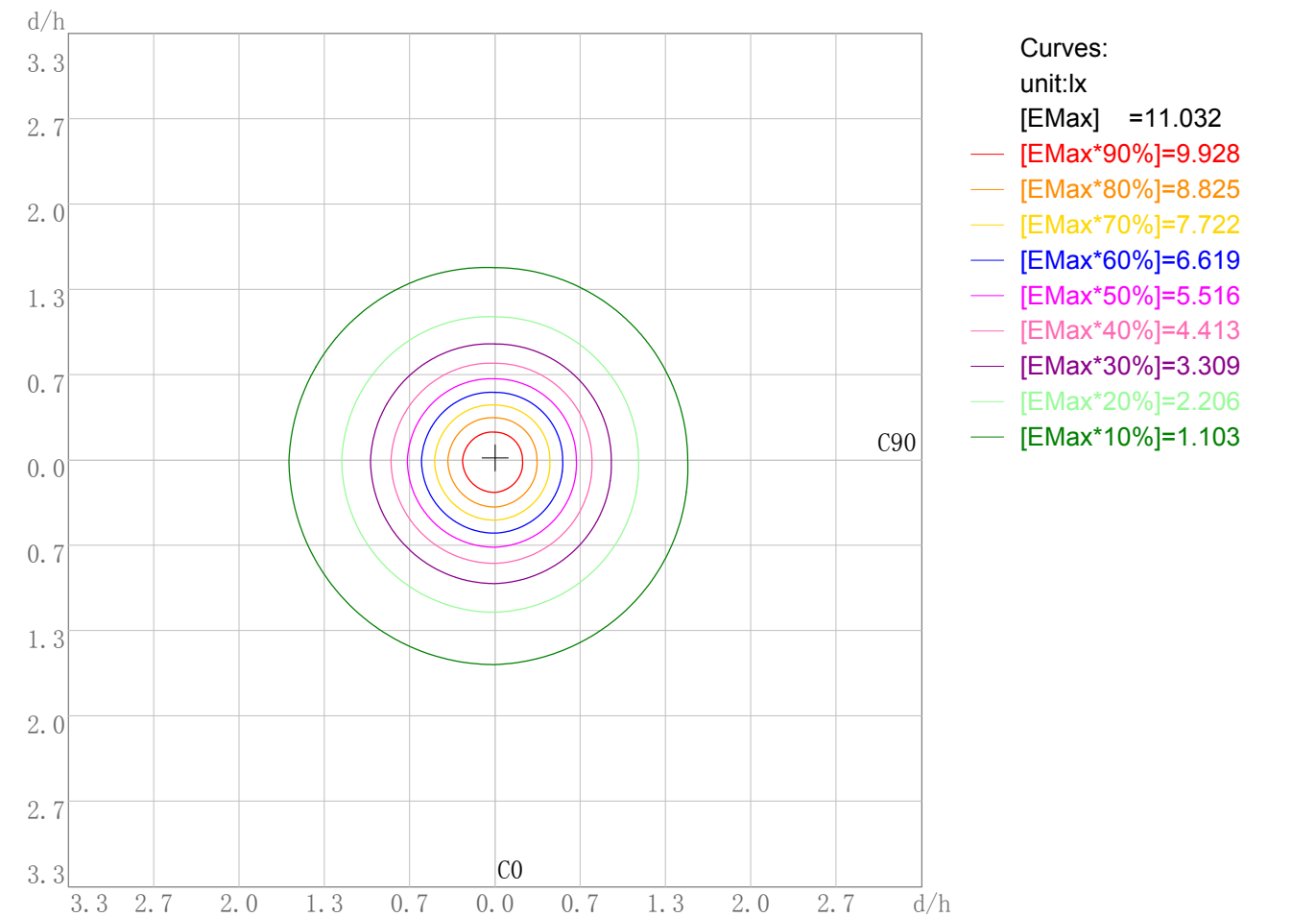
Lum. Name: DL52-06-XX-03 3000K RA90 150D	Lum. Catalog:	Test ID: 01
Lamp Name:	Lamp Catalog: LED	Test Lab: Quality Department
Manufacture: Shenzhen Norming Lightin	Test Machine:GON-2000	Test Date: 2022/02/21



Plane ISO-Illuminance Diagram

Lum. Name: DL52-06-XX-03 3000K RA90 150D	Lum. Catalog:	Test ID: 01
Lamp Name:	Lamp Catalog: LED	Test Lab: Quality Department
Manufacture: Shenzhen Norming Lightin	Test Machine:GON-2000	Test Date: 2022/02/21

Plane ISO-Illuminance Curve

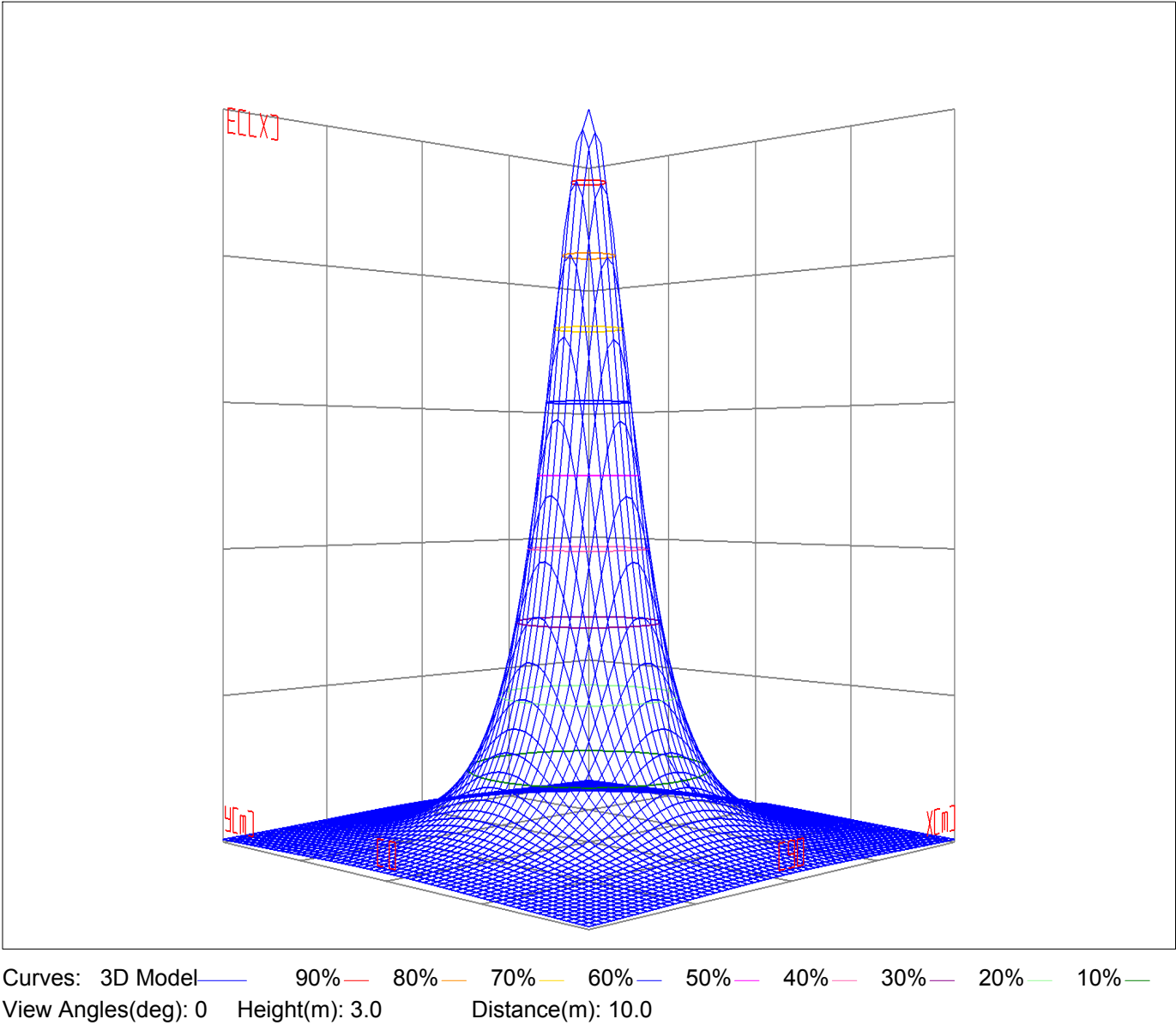


Working Plane Luminaire Mounting Height(m): 3.00
Working Plane Maximum Illuminance(lx): 11.03
Working Plane Maximum Illuminance Position(d/h):H0.0 V-0.0

3D Plane ISO Illuminance Diagram

Lum. Name: DL52-06-XX-03 3000K RA90 150D	Lum. Catelog:	Test ID: 01
Lamp Name:	Lamp Catelog: LED	Test Lab: Quality Department
Manufacture: Shenzhen Norming Lightin	Test Machine:GON-2000	Test Date: 2022/02/21

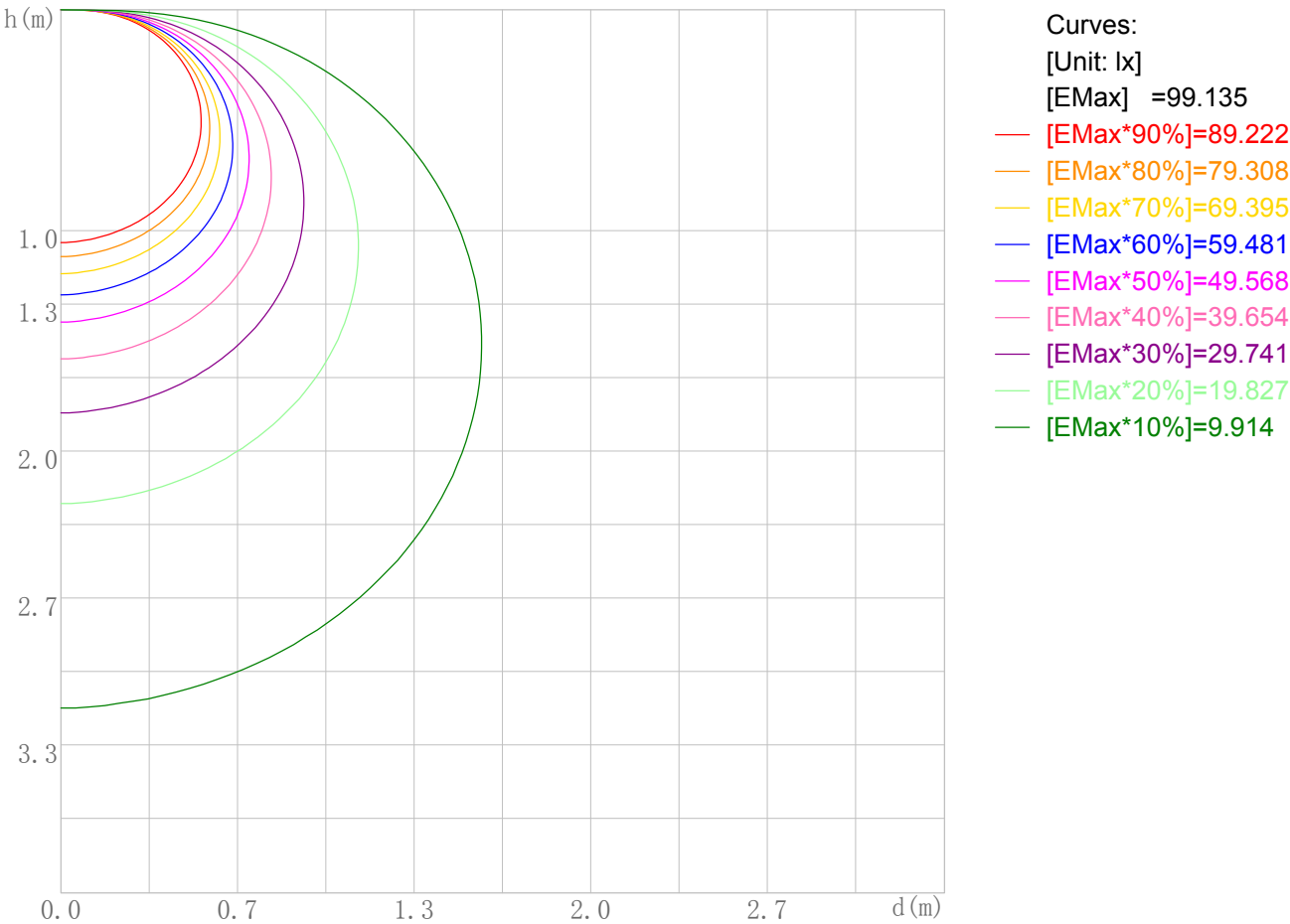
3D Plane Illuminance Modal



Space ISO Illuminance Diagram

Lum. Name: DL52-06-XX-03 3000K RA90 150D	Lum. Catalog:	Test ID: 01
Lamp Name:	Lamp Catalog: LED	Test Lab: Quality Department
Manufacture: Shenzhen Norming Lightin	Test Machine:GON-2000	Test Date: 2022/02/21

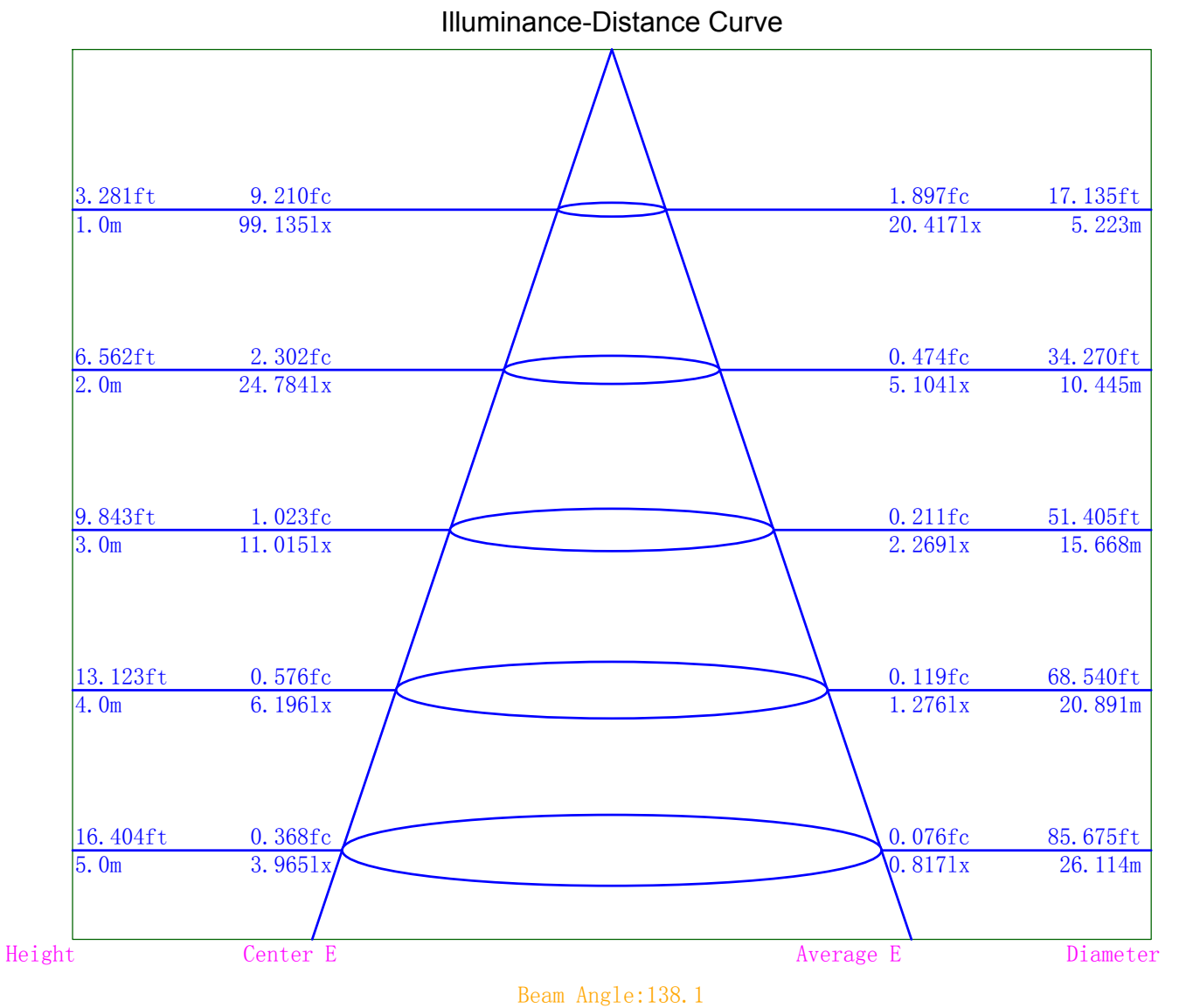
Space ISO Illuminance Curve



Space Plane Maximum Illuminance and @Angle:99.14lx,0.0deg
Plane Maximum Lighting Intensity and @Angle:99.168cd,0deg

Illuminance-Distance Diagram

Lum. Name: DL52-06-XX-03 3000K RA90 150D	Lum. Catalog:	Test ID: 01
Lamp Name:	Lamp Catalog: LED	Test Lab: Quality Department
Manufacture: Shenzhen Norming Lightin	Test Machine:GON-2000	Test Date: 2022/02/21



Indoor Luminance Limiting Curves

Lum. Name: DL52-06-XX-03 3000K RA90 150D	Lum. Catalog:	Test ID: 01
Lamp Name:	Lamp Catalog: LED	Test Lab: Quality Department
Manufacture: Shenzhen Norming Lightin	Test Machine:GON-2000	Test Date: 2022/02/21

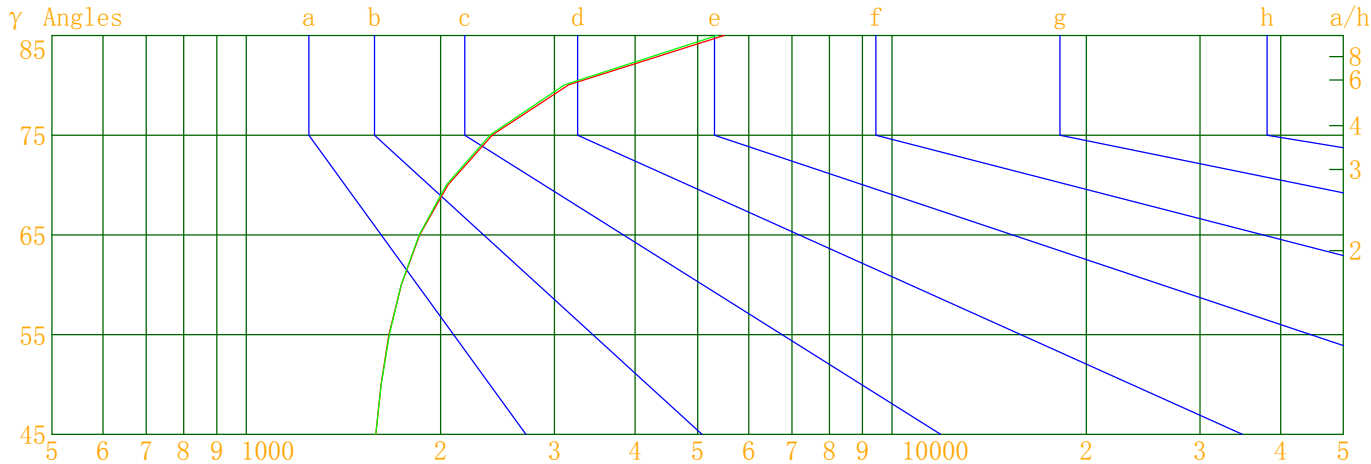
Glare Grade Table

GI	Quality	Using Illuminance							
1.15	A	2000	1000	500	<=300				
1.5	B		2000	1000	500	<=300			
1.85	C			2000	1000	500	<=300		
2.2	D				2000	1000	500	<=300	
2.55	E	a				2000	1000	500	<=300
			b	c	d	e	f	g	h

Luminance Table

Gama(deg)	45	50	55	60	65	70	75	80	85
C0	1587	1617	1663	1738	1856	2054	2407	3157	5492
C90	1587	1618	1666	1738	1853	2042	2388	3111	5359

Luminance Limiting Curve



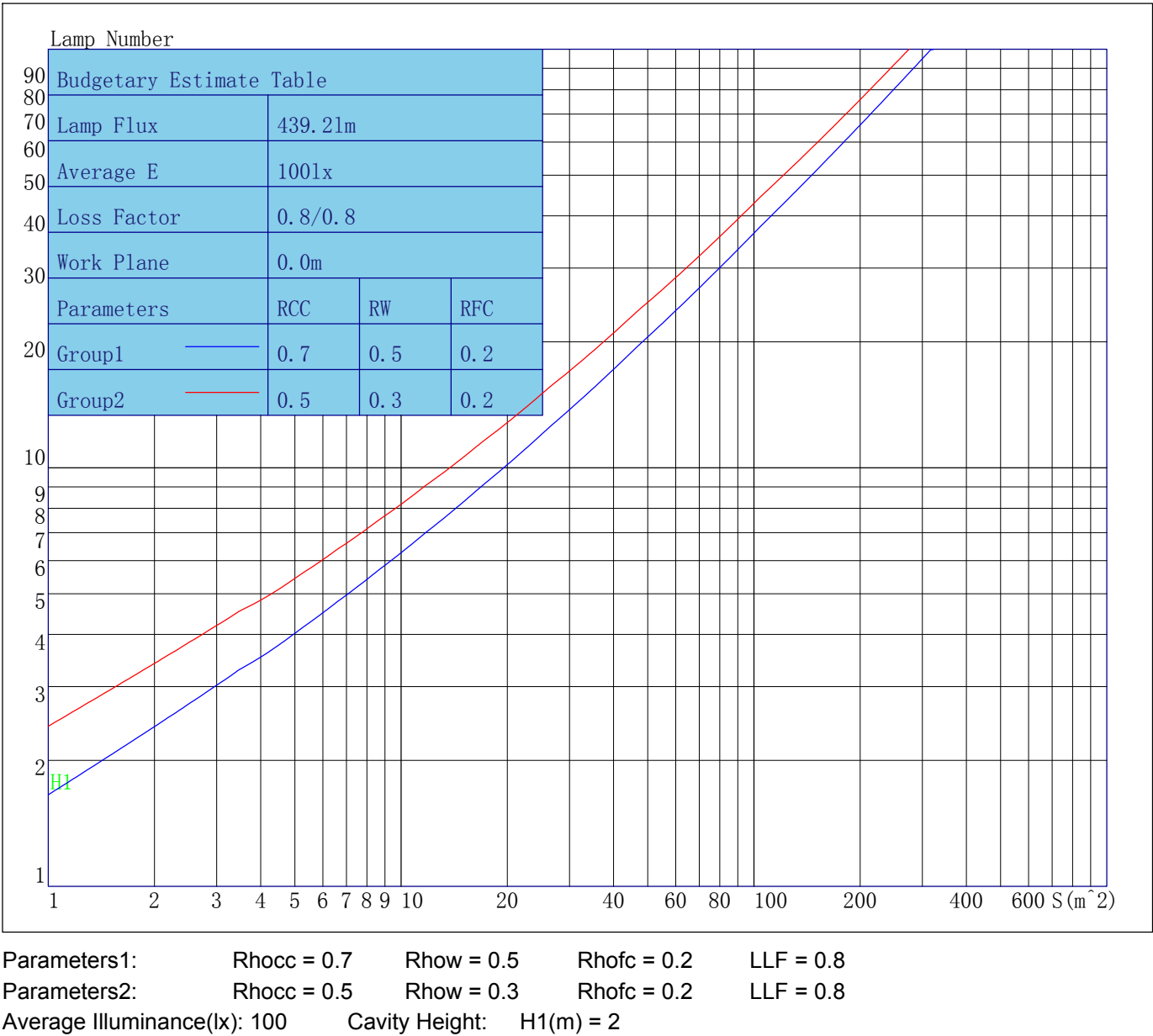
Luminous Size: Length(m)=0.000 Width(m)=-0.100 Height(m)=-0.100 Area(m^2)=0.062832

Luminous Type: Without Luminous Side

Luminous Curves: C0-C180 Color: C90-C270 Color:

Indoor Budgetary Estimate Table

Lum. Name: DL52-06-XX-03 3000K RA90 150D	Lum. Catalog:	Test ID: 01
Lamp Name:	Lamp Catalog: LED	Test Lab: Quality Department
Manufacture: Shenzhen Norming Lightin	Test Machine:GON-2000	Test Date: 2022/02/21



Indoor Coefficient of Utilization Table

Lum. Name: DL52-06-XX-03 3000K RA90 150D	Lum. Catelog:	Test ID: 01
Lamp Name:	Lamp Catelog: LED	Test Lab: Quality Department
Manufacture: Shenzhen Norming Lightin	Test Machine:GON-2000	Test Date: 2022/02/21

Coefficients of Utilization - Zonal Cavity Method																		
Coef.	Effective Floor Cavity Reflectance RFC=0.20																	
RhoCC (%)	80				70				50			30			10			0
RhoW (%)	70	50	30	10	70	50	30	10	50	30	10	50	30	10	50	30	10	0
RCR	Coefficient of Utilization(%)																	
0	116	116	116	116	112	112	112	112	104	104	104	97	97	97	91	91	91	88
1	102	96	90	85	98	93	87	83	86	82	78	80	76	73	74	72	69	66
2	92	82	74	67	88	79	71	65	73	67	62	68	63	58	63	59	55	52
3	83	71	62	54	79	68	60	53	63	56	50	59	53	48	55	50	46	43
4	75	62	52	45	72	60	51	44	56	48	42	52	45	40	48	43	38	36
5	69	55	45	38	66	53	44	37	50	42	36	46	40	34	43	37	33	30
6	64	49	40	33	61	48	39	32	45	37	31	42	35	30	39	33	29	26
7	59	45	35	29	56	43	34	28	40	33	27	38	31	26	36	30	25	23
8	55	40	32	25	52	39	31	25	37	29	24	35	28	23	33	27	22	20
9	51	37	28	23	49	36	28	22	34	27	22	32	25	21	30	24	20	18
10	48	34	26	20	46	33	25	20	31	24	19	29	23	19	28	22	18	16

Unified Glare Rating Table

Lum. Name: DL52-06-XX-03 3000K RA90 150D	Lum. Catelog:	Test ID: 01
Lamp Name:	Lamp Catalog: LED	Test Lab: Quality Department
Manufacture: Shenzhen Norming Lightin	Test Machine:GON-2000	Test Date: 2022/02/21

Unified Glare Rating Table

Ceiling RCC	0.70	0.70	0.50	0.50	0.30	0.70	0.70	0.50	0.50	0.30	
Wall RW	0.50	0.30	0.50	0.30	0.30	0.50	0.30	0.50	0.30	0.30	
Floor RFC	0.20	0.20	0.20	0.20	0.20	0.20	0.20	0.20	0.20	0.20	
Room Size	Vewed crosswise					Vewed endwise					
X=2H Y=2H	13.0	14.5	13.5	15.0	15.6	12.9	14.4	13.5	15.0	15.6	
	Y=3H	15.3	16.7	15.9	17.3	17.9	15.3	16.7	15.9	17.2	17.9
	Y=4H	16.6	17.9	17.2	18.5	19.2	16.6	17.9	17.2	18.5	19.1
	Y=6H	18.0	19.2	18.6	19.8	20.5	18.0	19.2	18.5	19.8	20.4
	Y=8H	18.8	20.0	19.4	20.6	21.2	18.7	19.9	19.3	20.5	21.2
	Y=12H	19.7	20.8	20.3	21.4	22.1	19.6	20.7	20.2	21.3	22.0
X=4H Y=2H	14.0	15.3	14.5	15.9	16.5	13.9	15.3	14.5	15.8	16.5	
	Y=3H	16.6	17.7	17.2	18.3	19.0	16.5	17.7	17.1	18.3	19.0
	Y=4H	18.0	19.1	18.6	19.7	20.4	18.0	19.0	18.6	19.6	20.3
	Y=6H	19.6	20.5	20.2	21.2	21.9	19.5	20.5	20.2	21.1	21.8
	Y=8H	20.5	21.4	21.1	22.0	22.7	20.4	21.3	21.0	21.9	22.6
	Y=12H	21.5	22.3	22.1	22.9	23.7	21.4	22.2	22.0	22.8	23.6
X=8H Y=4H	18.7	19.6	19.4	20.3	21.0	18.7	19.6	19.3	20.2	20.9	
	Y=6H	20.6	21.3	21.2	22.0	22.9	20.5	21.3	21.2	21.9	22.8
	Y=8H	21.6	22.3	22.3	23.0	23.7	21.5	22.2	22.2	22.9	23.6
	Y=12H	22.8	23.4	23.5	24.1	24.9	22.7	23.3	23.4	24.0	24.8
X=12H Y=4H	18.9	19.7	19.6	20.4	21.1	18.9	19.7	19.5	20.3	21.1	
	Y=6H	20.9	21.6	21.6	22.2	23.0	20.8	21.5	21.5	22.1	22.9
	Y=8H	22.0	22.7	22.7	23.3	24.1	21.9	22.6	22.6	23.2	24.0
Variations with the objerver position at spacings											
S=1.0H	0.1/-0.1					0.1/-0.1					
S=1.5H	0.1/-0.2					0.2/-0.2					
S=2.0H	0.1/-0.1					0.1/-0.1					
Reduced UGR Table:											
Nordic Standard Table:	BK0					BK0					
Correction Value	5.6					5.5					

o the CIE Pub.117, data has been corrected, refers to the lamp's lumens 8.2flm.

Candela Tabulation

V/H	C0.0	C90.0	C180.0	C270.0
γ 0.0	99.14	99.14	99.14	99.14
γ 1.0	99.17	98.87	99.33	98.98
γ 2.0	99.00	98.63	99.42	99.18
γ 3.0	98.86	98.46	99.56	99.30
γ 4.0	98.50	98.28	99.46	99.29
γ 5.0	98.31	98.00	99.34	99.35
γ 6.0	98.17	97.67	99.41	99.32
γ 7.0	97.81	97.44	99.30	99.32
γ 8.0	97.51	97.15	99.24	99.19
γ 9.0	97.17	96.74	99.10	99.11
γ 10.0	96.84	96.40	99.10	98.95
γ 11.0	96.42	95.96	98.76	98.90
γ 12.0	96.01	95.55	98.53	98.72
γ 13.0	95.60	95.15	98.32	98.48
γ 14.0	95.11	94.61	98.00	98.29
γ 15.0	94.70	94.19	97.74	97.89
γ 16.0	94.14	93.61	97.45	97.72
γ 17.0	93.68	93.09	97.13	97.43
γ 18.0	92.99	92.50	96.78	97.17
γ 19.0	92.53	92.00	96.30	96.73
γ 20.0	91.86	91.36	95.92	96.33
γ 21.0	91.26	90.80	95.44	95.96
γ 22.0	90.57	90.13	95.09	95.68
γ 23.0	89.95	89.43	94.61	95.16
γ 24.0	89.24	88.77	94.07	94.77
γ 25.0	88.45	88.16	93.62	94.21
γ 26.0	87.76	87.38	92.95	93.72
γ 27.0	87.14	86.64	92.43	93.19
γ 28.0	86.28	85.92	91.91	92.52
γ 29.0	85.46	85.14	91.23	91.92
γ 30.0	84.68	84.35	90.57	91.43
γ 31.0	83.86	83.56	89.82	90.85
γ 32.0	82.96	82.76	89.30	90.11
γ 33.0	82.13	81.87	88.47	89.46
γ 34.0	81.19	80.97	87.79	88.79
γ 35.0	80.39	80.10	87.18	88.16
γ 36.0	79.32	79.19	86.31	87.44
γ 37.0	78.47	78.30	85.61	86.65
γ 38.0	77.50	77.38	84.78	85.94
γ 39.0	76.52	76.43	83.99	85.14
γ 40.0	75.54	75.50	83.14	84.42
γ 41.0	74.57	74.58	82.35	83.68
γ 42.0	73.63	73.50	81.45	82.84
γ 43.0	72.59	72.48	80.62	81.89
γ 44.0	71.55	71.51	79.66	81.14
γ 45.0	70.49	70.50	78.84	80.29
γ 46.0	69.46	69.48	77.98	79.31

Candela Tabulation - (Cont.)

V/H	C0.0	C90.0	C180.0	C270.0
γ 47.0	68.45	68.54	77.06	78.44
γ 48.0	67.40	67.48	76.04	77.52
γ 49.0	66.37	66.44	75.19	76.64
γ 50.0	65.32	65.34	74.19	75.63
γ 51.0	64.26	64.32	73.20	74.75
γ 52.0	63.22	63.18	72.18	73.79
γ 53.0	62.09	62.18	71.32	72.79
γ 54.0	61.03	61.02	70.25	71.88
γ 55.0	59.93	60.03	69.24	70.77
γ 56.0	58.88	58.89	68.25	69.80
γ 57.0	57.77	57.85	67.23	68.83
γ 58.0	56.73	56.78	66.26	67.81
γ 59.0	55.65	55.76	65.16	66.75
γ 60.0	54.62	54.59	64.18	65.76
γ 61.0	53.53	53.51	63.08	64.66
γ 62.0	52.48	52.48	61.98	63.62
γ 63.0	51.41	51.39	60.89	62.57
γ 64.0	50.34	50.26	59.83	61.52
γ 65.0	49.29	49.20	58.83	60.52
γ 66.0	48.24	48.17	57.77	59.42
γ 67.0	47.17	47.06	56.65	58.36
γ 68.0	46.18	46.05	55.65	57.26
γ 69.0	45.14	44.99	54.52	56.25
γ 70.0	44.14	43.89	53.47	55.24
γ 71.0	43.10	42.93	52.47	54.21
γ 72.0	42.15	41.88	51.39	53.10
γ 73.0	41.12	40.91	50.33	52.08
γ 74.0	40.13	39.84	49.35	51.03
γ 75.0	39.14	38.83	48.31	50.03
γ 76.0	38.20	37.81	47.26	49.00
γ 77.0	37.23	36.83	46.24	47.92
γ 78.0	36.26	35.86	45.20	46.89
γ 79.0	35.35	34.92	44.17	45.85
γ 80.0	34.45	33.94	43.23	44.83
γ 81.0	33.60	33.00	42.21	43.80
γ 82.0	32.70	32.10	41.25	42.84
γ 83.0	31.77	31.16	40.29	41.85
γ 84.0	30.92	30.22	39.26	40.87
γ 85.0	30.08	29.35	38.31	39.84
γ 86.0	29.24	28.45	37.38	38.90
γ 87.0	28.36	27.58	36.38	37.91
γ 88.0	27.53	26.71	35.49	36.96
γ 89.0	26.72	25.86	34.52	36.07
γ 90.0	25.88	25.03	33.62	35.12
γ 91.0	25.07	24.20	32.72	34.23
γ 92.0	24.29	23.42	31.79	33.31
γ 93.0	23.52	22.60	30.97	32.43

Candela Tabulation - (Cont.)

V/H	C0.0	C90.0	C180.0	C270.0
γ 94.0	22.74	21.82	30.10	31.54
γ 95.0	22.01	21.05	29.24	30.66
γ 96.0	21.27	20.26	28.40	29.81
γ 97.0	20.55	19.43	27.54	28.94
γ 98.0	19.85	18.59	26.73	28.12
γ 99.0	19.17	17.77	25.93	27.33
γ 100.0	18.48	16.97	25.14	26.53
γ 101.0	17.81	16.09	24.33	25.70
γ 102.0	17.11	14.95	23.53	24.95
γ 103.0	16.45	13.08	22.78	24.16
γ 104.0	15.84	8.49	22.01	23.33
γ 105.0	15.20	2.99	21.29	22.59
γ 106.0	14.52	1.03	20.55	21.83
γ 107.0	13.28	0.78	19.84	21.11
γ 108.0	10.82	0.76	19.12	20.42
γ 109.0	7.64	0.71	18.40	19.61
γ 110.0	4.95	0.26	17.72	18.85
γ 111.0	3.04	0.00	17.05	18.06
γ 112.0	2.43	0.00	16.39	17.32
γ 113.0	2.62	0.00	15.75	16.56
γ 114.0	3.30	0.00	15.11	14.60
γ 115.0	3.86	0.00	14.48	9.44
γ 116.0	4.00	0.00	13.87	3.50
γ 117.0	3.76	0.00	13.25	1.83
γ 118.0	3.55	0.00	11.78	1.86
γ 119.0	3.60	0.00	8.51	2.43
γ 120.0	3.93	0.00	3.91	2.71
γ 121.0	4.04	0.00	1.38	1.97
γ 122.0	3.76	0.00	0.83	1.25
γ 123.0	3.45	0.00	1.11	0.68
γ 124.0	3.12	0.00	1.95	0.36
γ 125.0	2.77	0.00	2.75	0.24
γ 126.0	2.39	0.00	2.97	0.13
γ 127.0	2.03	0.00	2.76	0.02
γ 128.0	1.66	0.00	2.54	0.00
γ 129.0	1.28	0.00	2.50	0.00
γ 130.0	0.88	0.00	2.88	0.00
γ 131.0	0.50	0.00	3.31	0.00
γ 132.0	0.12	0.00	3.11	0.00
γ 133.0	0.00	0.00	2.79	0.00
γ 134.0	0.00	0.00	2.46	0.00
γ 135.0	0.00	0.00	2.13	0.00
γ 136.0	0.00	0.00	1.79	0.00
γ 137.0	0.00	0.00	1.44	0.00
γ 138.0	0.00	0.00	1.09	0.00
γ 139.0	0.00	0.00	0.72	0.00
γ 140.0	0.00	0.00	0.35	0.00

Candela Tabulation - (Cont.)

V/H	C0.0	C90.0	C180.0	C270.0
γ 141.0	0.00	0.00	0.00	0.00
γ 142.0	0.00	0.00	0.00	0.00
γ 143.0	0.00	0.00	0.00	0.00
γ 144.0	0.00	0.00	0.00	0.00
γ 145.0	0.00	0.00	0.00	0.00
γ 146.0	0.00	0.00	0.00	0.00
γ 147.0	0.00	0.00	0.00	0.00
γ 148.0	0.00	0.00	0.00	0.00
γ 149.0	0.00	0.00	0.00	0.00
γ 150.0	0.00	0.00	0.00	0.00
γ 151.0	0.00	0.00	0.00	0.00
γ 152.0	0.00	0.00	0.00	0.00
γ 153.0	0.00	0.00	0.00	0.00
γ 154.0	0.00	0.00	0.00	0.00
γ 155.0	0.00	0.00	0.00	0.00
γ 156.0	0.00	0.00	0.00	0.00
γ 157.0	0.00	0.00	0.00	0.00
γ 158.0	0.00	0.00	0.00	0.00
γ 159.0	0.00	0.00	0.00	0.00
γ 160.0	0.00	0.00	0.00	0.00
γ 161.0	0.00	0.00	0.00	0.00
γ 162.0	0.00	0.00	0.00	0.00
γ 163.0	0.00	0.00	0.00	0.00
γ 164.0	0.00	0.00	0.00	0.00
γ 165.0	0.00	0.00	0.00	0.00
γ 166.0	0.00	0.00	0.00	0.00
γ 167.0	0.00	0.00	0.00	0.00
γ 168.0	0.00	0.00	0.00	0.00
γ 169.0	0.00	0.00	0.00	0.00
γ 170.0	0.00	0.00	0.00	0.00
γ 171.0	0.00	0.00	0.00	0.00
γ 172.0	0.00	0.00	0.00	0.00
γ 173.0	0.00	0.00	0.00	0.00
γ 174.0	0.00	0.00	0.00	0.00
γ 175.0	0.00	0.00	0.00	0.00
γ 176.0	0.00	0.00	0.00	0.00
γ 177.0	0.00	0.00	0.00	0.00
γ 178.0	0.00	0.00	0.00	0.00
γ 179.0	0.00	0.00	0.00	0.00
γ 180.0	0.00	0.00	0.00	0.00